

February 26, 2001

Manitoba Energy and Mines
1395 Ellice Avenue
Suite 360
Winnipeg, MB
R3G 3P2

Chevron Canada Resources
500-5th Ave SW
Calgary, AB
T2P 0L7

R.L. (Rod) Gibbons
Petroleum Engineer
Phone No. 403-234-5366
Fax No. 403-2345313

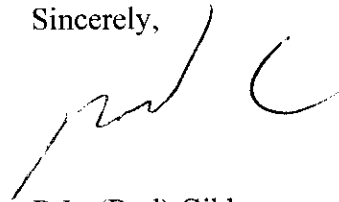
RE: ROSELEA UNIT NO. 1 ANNUAL PROGRESS REPORT

To whom it may concern,

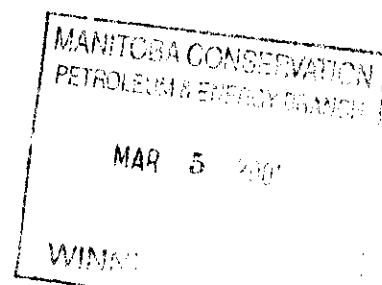
Enclosed for your information is the 2000 Roselea Unit #1 Annual Progress Report.

If you require any additional information, please contact me at (403)-234-5366 or at the above address.

Sincerely,



R.L. (Rod) Gibbons
Petroleum Engineer



Roselea Unit#1 Annual Progress Report

Roselea Unit#1 Annual Progress Report

The following table and graph summarizes the oil production rate, water injection rate, cumulative water injected, cumulative oil produced, cumulative water produced and water-oil ratio during each month for Roselea Unit#1.

Date	Oil Cal (m3/d)	Water Cal (m3/d)	WtrInj Cal (m3/d)	WtrInj Cum (m3)	Oil Cum (m3)	Water Cum (m3)	WOR (m3/m3)
Oct-00	60.2	802.4	618.4	14789432	2506294	14635653	13.3
Sep-00	61.1	799.4	862.1	14770261	2504429	14610778	13.1
Aug-00	61.6	810.4	857.6	14744397	2502594	14586796	13.2
Jul-00	61.1	807.9	849.4	14717810	2500684	14561674	13.2
Jun-00	62.1	823.7	857.8	14691480	2498790	14536630	13.3
May-00	62.9	813	832.5	14665747	2496928	14511917	12.9
Apr-00	64.4	846.3	857.7	14639938	2494978	14486715	13.1
Mar-00	65.7	861.7	863.4	14614208	2493046	14461327	13.1
Feb-00	65.4	748.3	757.4	14587442	2491008	14434615	11.4
Jan-00	65.8	788.2	822.4	14565477	2489112	14412913	12
Dec-99	66.8	811.6	849.1	14539984	2487073	14388480	12.1
Nov-99	67.3	820.8	848.7	14513661	2485001	14363320	12.2
Oct-99	66.7	800.4	826.8	14488201	2482983	14338695	12
Sep-99	69.1	639.6	683.9	14462571	2480915	14313882	9.3
Aug-99	67.5	680	633.1	14442055	2478841	14294692	10.1
Jul-99	69.1	771.1	885.2	14422428	2476750	14273612	11.2
Jun-99	72.1	788.8	936	14394986	2474607	14249709	10.9
May-99	69.4	769.8	654.1	14366906	2472444	14226044	11.1
Apr-99	67.9	733	743.9	14346628	2470292	14202179	10.8
Mar-99	73.1	773.8	801.4	14324311	2468254	14180189	10.6
Feb-99	74.6	782	932.6	14299469	2465989	14156202	10.5
Jan-99	74.7	776.4	503.6	14273356	2463901	14134306	10.4
Dec-98	75.9	768.9	856.5	14257743	2461585	14110238	10.1
Nov-98	75.7	744.3	1084.9	14231193	2459232	14086403	9.8
Oct-98	78.2	816.6	830.9	14198647	2456962	14064075	10.4
Sep-98	80.1	523.6	555.9	14172890	2454537	14038759	6.5
Aug-98	78.3	598.1	823.1	14156212	2452134	14023052	7.6
Jul-98	76.2	554.8	595.9	14130696	2449706	14004510	7.3
Jun-98	77.7	637	693.6	14112223	2447344	13987311	8.2
May-98	79.3	617.4	706.1	14091414	2445013	13968202	7.8
Apr-98	82.1	638.9	695.7	14069527	2442554	13949062	7.8
Mar-98	82.1	658.9	718.5	14048655	2440092	13929894	8
Feb-98	83.6	674.8	723.1	14026382	2437548	13909470	8.1
Jan-98	85.6	628.6	678.7	14006135	2435208	13890574	7.3
Dec-97	88.6	600.1	650.2	13985095	2432554	13871088	6.8
Nov-97	98	610.1	658.3	13964938	2429807	13852484	6.2
Oct-97	79.8	613.3	664.5	13945190	2426866	13834181	7.7
Sep-97	69.8	603.9	655.2	13924589	2424392	13815170	8.6
Aug-97	69.8	633.1	685	13904933	2422298	13797054	9.1
Jul-97	69.4	632	683.3	13883698	2420135	13777428	9.1
Jun-97	71.1	669.3	720.4	13862515	2417983	13757836	9.4

May-97	72.8	574.7	625.8	13840904	2415850	13737756	7.9
Apr-97	71.5	627.1	674	13821506	2413593	13719940	8.8
Mar-97	73.5	612.1	659	13801287	2411448	13701127	8.3
Feb-97	73.9	547.4	594.7	13780857	2409169	13682151	7.4
Jan-97	75.1	619.4	666.3	13764205	2407101	13666824	8.2
Dec-96	76.1	612.7	659.6	13743549	2404773	13647621	8.1
Nov-96	78.6	637.9	708.9	13723101	2402415	13628627	8.1
Oct-96	79.1	563.3	610.6	13701833	2400058	13609489	7.1
Sep-96	79.5	622.7	674.6	13682904	2397607	13592025	7.8
Aug-96	81.3	625.7	677.8	13662665	2395223	13573344	7.7
Jul-96	82	618.4	670.2	13641653	2392704	13553948	7.5
Jun-96	80.8	591.3	653.6	13620876	2390162	13534778	7.3
May-96	76.8	580.5	645	13601267	2387738	13517038	7.6
Apr-96	75.7	573.4	627.2	13581273	2385357	13499043	7.6
Mar-96	79.9	606.4	656.7	13562456	2383086	13481840	7.6
Feb-96	79.1	580.9	632.8	13542099	2380610	13463042	7.3
Jan-96	80.8	593.1	645.3	13523749	2378315	13446195	7.3
Dec-95	80.7	578.1	630.8	13503745	2375809	13427809	7.2
Nov-95	84.2	629.9	694.9	13484189	2373307	13409887	7.5
Oct-95	82.9	601.7	655.7	13463343	2370780	13390989	7.3
Sep-95	86.3	630.9	695.4	13443016	2368209	13372337	7.3
Aug-95	87.5	611.1	680	13422154	2365619	13353409	7
Jul-95	88.7	707.4	765.7	13401074	2362907	13334465	8
Jun-95	84.8	599.5	655.1	13377336	2360158	13312535	7.1
May-95	74.4	624.2	681.2	13357683	2357613	13294550	8.4
Apr-95	82.7	549.7	602.6	13336566	2355307	13275198	6.7
Mar-95	89	627.4	680.3	13318487	2352827	13258707	7.1
Feb-95	89.9	637.6	714.5	13297398	2350069	13239257	7.1
Jan-95	92.6	684.4	742.9	13277393	2347551	13221403	7.4
Dec-94	95.6	579.3	638.6	13254364	2344680	13200188	6.1
Nov-94	97.7	672.8	741.2	13234568	2341716	13182231	6.9
Oct-94	98.6	692	761.5	13212332	2338784	13162046	7
Sep-94	96.4	739	793.1	13188726	2335729	13140593	7.7
Aug-94	92.7	723.1	775	13164934	2332838	13118422	7.8
Jul-94	86.2	831.3	882.6	13140910	2329965	13096006	9.6
Jun-94	86.4	938.2	995	13113550	2327292	13070235	10.9
May-94	87	874.3	929.1	13083699	2324699	13042088	10
Apr-94	88.9	957	1013.5	13054898	2322001	13014984	10.8
Mar-94	87.8	786.1	845.3	13024494	2319334	12986273	9
Feb-94	89.5	743.4	798.6	12998290	2316612	12961905	8.3
Jan-94	91.2	921.7	995.4	12975928	2314105	12941090	10.1
Dec-93	93.5	857.5	912.2	12945070	2311278	12912517	9.2
Nov-93	92.4	870.3	937	12916793	2308381	12885935	9.4
Oct-93	93.9	882	982.1	12888684	2305608	12859827	9.4
Sep-93	94.5	879.9	960.3	12858240	2302698	12832484	9.3
Aug-93	93.5	796.6	882.8	12829431	2299864	12806087	8.5
Jul-93	95.3	798	873	12802065	2296964	12781393	8.4
Jun-93	93.7	865.9	966.2	12775002	2294011	12756654	9.2
May-93	96.7	1021.6	1095.9	12746016	2291200	12730676	10.6

Apr-93	96.9	1029.6	1102.9	12712043	2288202	12699005	10.6
Mar-93	99.3	1005.2	1064	12678956	2285296	12668118	10.1
Feb-93	98.8	1055.9	1130.6	12645973	2282218	12636956	10.7
Jan-93	95.8	1059.5	1136.5	12614316	2279450	12607390	11.1
Dec-92	101.5	1095.8	1473.8	12579083	2276481	12574547	10.8
Nov-92	103.5	1159.9	1720.8	12533395	2273336	12540576	11.2
Oct-92	105.2	979.7	1534.1	12481772	2270231	12505780	9.3
Sep-92	103.5	1005.6	1559.9	12434215	2266970	12475411	9.7
Aug-92	101.3	968.3	1510.8	12387419	2263866	12445242	9.6
Jul-92	102.4	1062.2	1583.1	12340585	2260726	12415224	10.4
Jun-92	103.3	1031.8	1563	12291508	2257552	12382296	10
May-92	103	944.3	1451.2	12244618	2254451	12351340	9.2
Apr-92	102.2	1125.8	1589.2	12199630	2251258	12322068	11
Mar-92	107	1064.8	1553.4	12151955	2248192	12288295	10
Feb-92	104.7	1039.4	1564	12103799	2244876	12255287	9.9
Jan-92	104	986.2	1541.2	12058442	2241840	12225144	9.5
Dec-91	103.4	1037.2	1594.6	12010666	2238616	12194571	10
Nov-91	98.9	952.7	1482.7	11961233	2235411	12162417	9.6
Oct-91	103.5	981.9	1519.3	11916751	2232445	12133835	9.5
Sep-91	95.1	816.3	1315.6	11869652	2229236	12103396	8.6
Aug-91	108.9	763.9	1255.7	11830185	2226382	12078907	7
Jul-91	87.2	777	1278.5	11791259	2223007	12055227	8.9
Jun-91	85.3	854	1354.6	11751624	2220305	12031138	10
May-91	82.8	806.3	1316.5	11710987	2217746	12005519	9.7
Apr-91	88.3	954.1	1464.4	11670174	2215178	11980524	10.8
Mar-91	84.1	936.5	1240.9	11626242	2212530	11951901	11.1
Feb-91	90.1	1085.7	1314.6	11587773	2209922	11922869	12
Jan-91	90.5	1119.6	1265.4	11550963	2207398	11892469	12.4
Dec-90	93.4	1095.1	1241	11511735	2204592	11857762	11.7
Nov-90	92.5	1086.5	1301.8	11473263	2201696	11823813	11.7
Oct-90	89.7	828	1269.6	11434208	2198921	11791217	9.2
Sep-90	88.7	891.4	1284.7	11394851	2196139	11765549	10
Aug-90	92.8	941.7	1202.7	11356309	2193478	11738808	10.1
Jul-90	91.2	1042.1	1191.2	11319025	2190602	11709615	11.4
Jun-90	96.9	1079.2	1264.7	11282098	2187776	11677310	11.1
May-90	95	1047.7	1248.7	11244157	2184867	11644933	11
Apr-90	94.8	943.7	1199	11205448	2181923	11612455	9.9
Mar-90	94.9	995.5	1239.3	11169477	2179077	11584144	10.5
Feb-90	98	1036.2	1261.1	11131059	2176135	11553284	10.6
Jan-90	97.7	1056.9	1229.8	11095747	2173391	11524271	10.8
Dec-89	99.3	1050.5	1223.8	11057622	2170362	11491505	10.6
Nov-89	98	993.3	1223.8	11019683	2167285	11458940	10.1
Oct-89	99.6	979.8	1255.2	10982968	2164344	11429143	9.8
Sep-89	99.1	1064	1326	10944056	2161255	11398769	10.7
Aug-89	98.7	1026.1	1225.2	10904277	2158282	11366850	10.4
Jul-89	100.9	1038.3	1248.3	10866297	2155224	11335041	10.3
Jun-89	101	1091.1	1290.3	10827601	2152095	11302854	10.8
May-89	100.5	1162.1	1334.1	10788892	2149065	11270120	11.6
Apr-89	100.6	1046.1	1301.9	10747535	2145951	11234096	10.4

Mar-89	102.9	1018.1	1258	10708479	2142933	11202712	9.9
Feb-89	111.4	1130.9	1291.3	10669481	2139743	11171152	10.2
Jan-89	98.8	1027.7	1238.1	10633324	2136624	11139486	10.4
Dec-88	104.8	1181.2	1243.5	10594943	2133560	11107628	11.3
Nov-88	104.2	1086.3	1227.3	10556394	2130312	11071011	10.4
Oct-88	105.9	1094.5	1257.5	10519574	2127186	11038423	10.3
Sep-88	106.4	1097.9	1243	10480591	2123903	11004494	10.3
Aug-88	105	1086.9	1237.3	10443301	2120711	10971557	10.4
Jul-88	100.5	922.5	1198.4	10404945	2117456	10937865	9.2
Jun-88	100.9	939.5	1233.3	10367796	2114339	10909269	9.3
May-88	109.4	1126.9	1221.9	10330798	2111311	10881083	10.3
Apr-88	106.7	996.7	1248.2	10292919	2107920	10846148	9.3
Mar-88	106	1043.1	1259.1	10255472	2104720	10816246	9.8
Feb-88	106.3	1092.2	1260.2	10216441	2101434	10783910	10.3
Jan-88	106.2	1027.1	1216.1	10179895	2098352	10752237	9.7
Dec-87	107.3	1064.8	1275	10142195	2095058	10720397	9.9
Nov-87	107	988.1	1172.4	10102670	2091733	10687389	9.2
Oct-87	105.4	922.7	1179.4	10067497	2088523	10657747	8.8
Sep-87	107.3	1088.1	1311.5	10030937	2085254	10629145	10.1
Aug-87	109	919.7	1207.1	9991592	2082036	10596501	8.4
Jul-87	110.6	1004.3	1306.7	9954172	2078658	10567990	9.1
Jun-87	106.5	976.1	1210.1	9913663	2075228	10536857	9.2
May-87	103.7	951.9	1247.9	9877361	2072033	10507573	9.2
Apr-87	109.7	1098.5	1327.4	9838677	2068817	10478065	10
Mar-87	106.1	1003.4	1172.2	9798854	2065525	10445110	9.5
Feb-87	108.4	1075	1230.3	9762515	2062236	10414004	9.9
Jan-87	108.3	969.4	1140.9	9728067	2059200	10383905	9
Dec-86	112.2	1061.9	1281.3	9692700	2055845	10353854	9.5
Nov-86	113.8	964.6	1206.5	9652981	2052365	10320934	8.5
Oct-86	109.1	880.6	1211.2	9616786	2048951	10291996	8.1
Sep-86	109	995.8	1201.1	9579238	2045568	10264697	9.1
Aug-86	111	944.8	1194.2	9543204	2042296	10234824	8.5
Jul-86	113.9	948.6	1316.1	9506184	2038856	10205534	8.3
Jun-86	114.4	994.4	1337.5	9465385	2035325	10176126	8.7
May-86	112.9	1088.9	1343.3	9425259	2031894	10146295	9.6
Apr-86	112.4	1081	1341.2	9383616	2028394	10112540	9.6
Mar-86	99.2	1061.5	1284.6	9343379	2025024	10080111	10.7
Feb-86	114.4	1170.7	1356.3	9303557	2021948	10047205	10.2
Jan-86	106.2	1012.2	1251	9265581	2018745	10014426	9.5
Dec-85	104.2	1039.5	1320	9226799	2015452	9983046	10
Nov-85	116.2	1018.6	1274.5	9185879	2012221	9950820	8.8
Oct-85	120	1086	1254.2	9147644	2008735	9920262	9
Sep-85	119	981.8	1245.2	9108763	2005015	9886597	8.2
Aug-85	119	959.6	1208.9	9071408	2001444	9857144	8.1
Jul-85	118.5	1033.2	1233.4	9033932	1997755	9827395	8.7
Jun-85	120.8	1046.9	1273.4	8995697	1994081	9795366	8.7
May-85	124.1	999.7	1197	8957495	1990456	9763960	8.1
Apr-85	127	1103.3	1271.4	8920387	1986610	9732969	8.7
Mar-85	126.8	1063.5	1218.7	8882245	1982800	9699871	8.4

Feb-85	127.8	1165.5	1290.9	8844465	1978869	9666904	9.1
Jan-85	129.5	1021	1130.8	8808319	1975290	9634270	7.9
Dec-84	129.2	1114.7	1267.6	8773265	1971275	9602620	8.6
Nov-84	131.8	1094.1	1201.8	8733968	1967271	9568063	8.3
Oct-84	129	1083.9	1165.5	8697914	1963317	9535241	8.4
Sep-84	133.5	1099.9	1266.3	8661784	1959317	9501641	8.2
Aug-84	126.8	1085.5	1245.3	8623795	1955311	9468643	8.6
Jul-84	131	1090.3	1207.6	8585192	1951379	9434992	8.3
Jun-84	120.6	1017.2	1203.5	8547755	1947319	9401192	8.4
May-84	127.3	974	1278.5	8511651	1943700	9370675	7.7
Apr-84	130.5	913.3	1261.4	8472016	1939755	9340480	7
Mar-84	132.1	1046.7	1264.6	8434174	1935841	9313081	7.9
Feb-84	132.1	1060.7	1162.2	8394971	1931746	9280632	8
Jan-84	135.8	894.9	1112.6	8361266	1927914	9249873	6.6
Dec-83	132.5	883.7	1131.9	8326775	1923703	9222130	6.7
Nov-83	134.8	861.1	1093	8291686	1919597	9194735	6.4
Oct-83	138.5	919.9	1140.2	8258897	1915552	9168901	6.6
Sep-83	137.1	982.5	1154.7	8223550	1911259	9140385	7.2
Aug-83	134.4	931.8	1133.8	8188909	1907145	9110911	6.9
Jul-83	134.7	976.6	1185.9	8153760	1902979	9082024	7.2
Jun-83	138.4	973.5	1194.1	8116996	1898803	9051750	7
May-83	140.2	962.3	1244.4	8081172	1894651	9022546	6.9
Apr-83	138.4	956.8	1186.1	8042597	1890305	8992714	6.9
Mar-83	142.9	1002.2	1189.5	8007015	1886154	8964009	7
Feb-83	141.7	874.8	1129.3	7970142	1881723	8932942	6.2
Jan-83	142.8	808.1	1141	7938521	1877754	8908447	5.7
Dec-82	144.6	900.2	1086.4	7903149	1873326	8883397	6.2
Nov-82	147.5	950.4	1081.8	7869472	1868843	8855489	6.4
Oct-82	145.9	1279.5	1125.3	7837017	1864420	8826977	8.8
Sep-82	149.1	1274.2	1125.6	7802134	1859896	8787312	8.5
Aug-82	134.3	1103.3	1000.1	7768367	1855421	8749086	8.2
Jul-82	143.3	1234.1	1162.3	7737363	1851259	8714884	8.6
Jun-82	137	1095.5	1122.6	7701333	1846818	8676628	8
May-82	105.2	1051.6	983.4	7667656	1842707	8643763	10
Apr-82	147.7	1098.9	1171	7637171	1839446	8611164	7.4
Mar-82	147.1	1117.6	1173.4	7602041	1835015	8578196	7.6
Feb-82	149.4	1043.8	1126.1	7565665	1830455	8543551	7
Jan-82	150.8	1035.6	1119.8	7534133	1826273	8514323	6.9
Dec-81	151.3	941.8	1104.5	7499419	1821598	8482219	6.2
Nov-81	154.4	882	1059.7	7465178	1816907	8453024	5.7
Oct-81	152.3	887.6	1059.7	7433388	1812274	8426562	5.8
Sep-81	159.6	898.9	1060.2	7400537	1807552	8399046	5.6
Aug-81	147.4	772	1029.8	7368732	1802764	8372077	5.2
Jul-81	153.4	875.8	1098	7336809	1798194	8348146	5.7
Jun-81	154.1	858.5	1088	7302772	1793438	8320995	5.6
May-81	116.9	749.8	956.1	7270134	1788815	8295240	6.4
Apr-81	150.9	888.3	1096.2	7240495	1785192	8271996	5.9
Mar-81	153.4	879.8	1116.4	7207608	1780664	8245347	5.7
Feb-81	154.9	848	1109.1	7173000	1775908	8218073	5.5

Jan-81	155.8	854	1146.7	7141945	1771571	8194329	5.5
Dec-80	151.7	730.9	1055	7106397	1766740	8167856	4.8
Nov-80	150.5	588.1	871.7	7073692	1762037	8145198	3.9
Oct-80	154.6	1525.9	1181.1	7047541	1757522	8127555	9.9
Sep-80	152.8	1646.3	1307.7	7010928	1752728	8080251	10.8
Aug-80	153.5	1644.2	1326	6971697	1748144	8030863	10.7
Jul-80	155.1	1656.3	1321.4	6930592	1743384	7979893	10.7
Jun-80	154.3	1631.5	1267.5	6889629	1738575	7928547	10.6
May-80	154.8	1654.4	1369.8	6851604	1733945	7879602	10.7
Apr-80	151.8	1587.9	1352.6	6809140	1729146	7828316	10.5
Mar-80	153.3	1543.8	1307.3	6768561	1724592	7780680	10.1
Feb-80	160.6	1168.3	855.3	6728035	1719839	7732822	7.3
Jan-80	162.1	1184.9	826	6703230	1715183	7698940	7.3
Dec-79	166	1438.8	1085	6677623	1710157	7662208	8.7
Nov-79	164.8	1608.4	1276.3	6643987	1705012	7617605	9.8
Oct-79	163.8	1544.3	1241.2	6605697	1700067	7569354	9.4
Sep-79	162.2	1535.3	1255.5	6567218	1694988	7521482	9.5
Aug-79	163.2	1461.7	1198.6	6529553	1690121	7475422	9
Jul-79	168	1278.1	988.9	6492395	1685063	7430111	7.6
Jun-79	161.9	1432.5	1136.3	6461739	1679855	7390489	8.8
May-79	148.2	1487.9	1211.2	6427651	1674997	7347515	10
Apr-79	151.5	1477.5	1204.1	6390103	1670403	7301388	9.8
Mar-79	162.5	1525.7	1240.1	6353978	1665858	7257063	9.4
Feb-79	166	1492.1	1205.9	6315535	1660821	7209768	9
Jan-79	165.8	1458.4	1179.1	6281768	1656172	7167989	8.8
Dec-78	162.9	1502	1190	6245216	1651032	7122777	9.2
Nov-78	164.8	1542.4	1197.4	6208325	1645983	7076215	9.4
Oct-78	164	1381.6	1058.4	6172403	1641039	7029942	8.4
Sep-78	165	1481	1147	6139591	1635954	6987113	9
Aug-78	162	1359.5	1054.1	6105182	1631004	6942683	8.4
Jul-78	157.2	1393	1086.3	6072506	1625982	6900538	8.9
Jun-78	154.4	1019	644.2	6038832	1621109	6857356	6.6
May-78	138.6	988.7	693.9	6019505	1616478	6826785	7.1
Apr-78	151.7	1456.2	1097.3	5997996	1612180	6796137	9.6
Mar-78	168.3	1121.2	742.5	5965076	1607629	6752451	6.7
Feb-78	166.7	1464.8	1138.1	5942058	1602413	6717694	8.8
Jan-78	166.6	1523.8	1187.9	5910191	1597747	6676681	9.1
Dec-77	165.2	1508.1	1245.2	5873368	1592582	6629442	9.1
Nov-77	161.7	1490.5	1240.9	5834767	1587461	6582691	9.2
Oct-77	164.7	1507.7	1200.9	5797540	1582609	6537977	9.2
Sep-77	159.2	1475.6	1165.4	5760311	1577504	6491237	9.3
Aug-77	157.2	1518.8	1073.1	5725349	1572727	6446968	9.7
Jul-77	163.9	1562.9	881.6	5692084	1567854	6399885	9.5
Jun-77	175.3	1589.6	315.3	5664755	1562772	6351434	9.1
May-77	173.9	1598.8	1015.4	5655296	1557514	6303747	9.2
Apr-77	172.2	1594.8	1204	5623819	1552123	6254183	9.3
Mar-77	176.1	1578.6	1246.9	5587699	1546956	6206338	9
Feb-77	176.4	1547.6	1244.8	5549045	1541496	6157401	8.8
Jan-77	172.4	1559.3	1253.8	5514190	1536558	6114068	9

Dec-76	171.7	1425.3	1208.5	5475322	1531213	6065729	8.3
Nov-76	161.7	1383.9	1216.6	5437860	1525888	6021547	8.6
Oct-76	168	1409.8	778.6	5401360	1521036	5980030	8.4
Sep-76	180	1337.8	593.8	5377225	1515828	5936326	7.4
Aug-76	159.3	1317.4	1053	5359412	1510428	5896192	8.3
Jul-76	171	1339.3	1078.2	5326771	1505491	5855351	7.8
Jun-76	153.7	1297.1	1090.7	5293345	1500189	5813832	8.4
May-76	144	1267.3	372.5	5260623	1495578	5774920	8.8
Apr-76	106.5	1140.2	500.6	5249077	1491114	5735634	10.7
Mar-76	174	1389.2	1225.8	5234059	1487919	5701428	8
Feb-76	176.3	1381	663.2	5196060	1482525	5658363	7.8
Jan-76	187.1	1378.3	641.5	5176826	1477413	5618313	7.4
Dec-75	189.3	1419.6	1238.9	5156940	1471613	5575585	7.5
Nov-75	189.1	1420.2	1237.8	5118535	1465743	5531578	7.5
Oct-75	189.2	1434.2	1193.8	5081402	1460071	5488972	7.6
Sep-75	194.1	1488.9	1144.9	5044395	1454206	5444510	7.7
Aug-75	184.5	1505.8	1116.8	5010049	1448383	5399843	8.2
Jul-75	187.5	1482.3	1195	4975427	1442662	5353165	7.9
Jun-75	186.6	1489	859.3	4938382	1436850	5307212	8
May-75	157	1333.6	961.2	4912604	1431250	5262542	8.5
Apr-75	191.5	1494.8	1160.1	4882807	1426383	5221200	7.8
Mar-75	205.9	1533.2	1043.9	4848004	1420638	5176357	7.4
Feb-75	194.7	1504.5	1156.1	4815642	1414255	5128829	7.7
Jan-75	203.6	1503.4	1069.7	4783273	1408802	5086703	7.4
Dec-74	210.5	1380.3	1131.6	4750112	1402491	5040098	6.6
Nov-74	213.4	1354	1055.5	4715031	1395966	4997308	6.3
Oct-74	213.4	1422	1038.5	4683365	1389565	4956688	6.7
Sep-74	213	1367.2	1100.4	4651173	1382951	4912605	6.4
Aug-74	214.2	1312.9	1180.1	4618161	1376562	4871588	6.1
Jul-74	196.9	1244.4	1208.4	4581577	1369921	4830889	6.3
Jun-74	168.1	1258.8	1214.2	4544117	1363817	4792313	7.5
May-74	154	1158.2	1041.4	4507692	1358775	4754550	7.5
Apr-74	177.1	1182	1164.1	4475408	1354001	4718646	6.7
Mar-74	199.4	1311.5	1176.4	4440487	1348687	4683187	6.6
Feb-74	189	1249.2	1143.8	4404017	1342505	4642530	6.6
Jan-74	189.2	1304.7	1189.3	4371991	1337212	4607553	6.9
Dec-73	188.2	1494.4	1194.6	4335122	1331346	4567108	7.9
Nov-73	193.9	1407.5	1078.2	4298089	1325512	4520781	7.3
Oct-73	199.2	1420.2	987.2	4265742	1319696	4478557	7.1
Sep-73	203.7	1423.6	1100	4235139	1313521	4434530	7
Aug-73	206.8	1435	911.9	4202140	1307411	4391823	6.9
Jul-73	206.8	1375.9	1093.8	4173873	1301001	4347336	6.7
Jun-73	205.5	1423.4	1180.7	4139964	1294591	4304683	6.9
May-73	211.6	1397.2	1205.1	4104542	1288427	4261981	6.6
Apr-73	205.3	1354.1	896.6	4067185	1281867	4218667	6.6
Mar-73	205.2	1332.3	935.4	4040285	1275706	4178046	6.5
Feb-73	214.8	1350	940.7	4011289	1269344	4136746	6.3
Jan-73	216.5	1356	967.3	3984951	1263329	4098946	6.3
Dec-72	215.2	1183.7	985.1	3954966	1256617	4056911	5.5

Nov-72	221.4	1236.3	869.8	3924428	1249945	4020216	5.6
Oct-72	222.3	1243.2	991.3	3898333	1243303	3983127	5.6
Sep-72	220.7	1259.7	1005.9	3867601	1236412	3944589	5.7
Aug-72	225.6	1286.3	979.8	3837424	1229791	3906799	5.7
Jul-72	219.5	1216.5	908.9	3807050	1222799	3866925	5.5
Jun-72	230.5	1234.3	813	3778873	1215994	3829214	5.4
May-72	220	1202.6	829	3754483	1209078	3792185	5.5
Apr-72	218.3	1196	993.2	3728784	1202257	3754903	5.5
Mar-72	202.7	1230.1	907.4	3698988	1195708	3719023	6.1
Feb-72	194.4	1208.3	937	3670858	1189425	3680891	6.2
Jan-72	204.1	1234.6	930.2	3643685	1183787	3645850	6
Dec-71	204.3	1177.1	942.4	3614848	1177458	3607579	5.8
Nov-71	199.1	1178	911.3	3585633	1171126	3571089	5.9
Oct-71	202.3	1195.6	673	3558293	1165153	3535751	5.9
Sep-71	210.2	1176.9	63.3	3537429	1158881	3498688	5.6
Aug-71	223.7	1217.4	662.1	3535529	1152576	3463380	5.4
Jul-71	233.7	1198.4	767	3515005	1145642	3425640	5.1
Jun-71	232.8	1176.5	1023.9	3491229	1138397	3388491	5.1
May-71	238.5	1188	840	3460512	1131413	3353196	5
Apr-71	241.2	1205.2	1069.6	3434471	1124019	3316368	5
Mar-71	238.1	1202.3	1163.9	3402383	1116782	3280212	5
Feb-71	230	1221.1	1212.8	3366301	1109401	3242942	5.3
Jan-71	235.7	1189	1199.5	3332343	1102962	3208751	5
Dec-70	233.4	1294.8	1206.2	3295158	1095655	3171892	5.5
Nov-70	227.2	1323.5	1259.1	3257764	1088419	3131752	5.8
Oct-70	225.4	1349.9	1138.2	3219991	1081604	3092047	6
Sep-70	225.3	1358.8	1074.3	3184707	1074617	3050201	6
Aug-70	224.8	1339.2	1192.1	3152477	1067858	3009437	6
Jul-70	229.2	1327.4	912	3115523	1060888	2967921	5.8
Jun-70	236.1	1381	947.9	3087250	1053784	2926771	5.8
May-70	245.3	1387.5	1229.2	3058813	1046701	2885340	5.7
Apr-70	246.6	1396	1167.5	3020710	1039096	2842327	5.7
Mar-70	252.8	1442.9	1248.1	2985686	1031698	2800446	5.7
Feb-70	254.4	1380.9	1147.6	2946993	1023861	2755714	5.4
Jan-70	264.2	1388.2	1252.5	2914860	1016737	2717051	5.3
Dec-69	260	1302.3	1229.4	2876032	1008547	2674016	5
Nov-69	260.6	1309.6	1196.8	2837922	1000488	2633644	5
Oct-69	244.1	1240.9	1153.4	2802017	992669.8	2594357	5.1
Sep-69	235.6	1231.5	1119.9	2766260	985102.7	2555888	5.2
Aug-69	237.5	1231.1	937.1	2732664	978034.1	2518941	5.2
Jul-69	246.4	1260.8	921.1	2703615	970670.4	2480777	5.1
Jun-69	241.2	1252.5	1120.8	2675061	963031.5	2441694	5.2
May-69	236.8	1227.1	1010.9	2641436	955794.1	2404120	5.2
Apr-69	215.6	1138.3	1002.9	2610097	948454.3	2366081	5.3
Mar-69	241.2	1225.1	845	2580009	941985.5	2331932	5.1
Feb-69	238.8	1222.4	467.8	2553813	934508.5	2293955	5.1
Jan-69	239.5	1246.5	1157.4	2540715	927821.8	2259728	5.2
Dec-68	241.4	1307.7	1119.2	2504835	920397.8	2221087	5.4
Nov-68	227.7	1272.4	1155	2470140	912913.2	2180546	5.6

Oct-68	232.8	1261.5	1254	2435492	906081.3	2142374	5.4
Sep-68	237.3	1246	1009.2	2396618	898863.1	2103266	5.3
Aug-68	236.2	1277.2	1184.4	2366341	891743.4	2065886	5.4
Jul-68	232.9	1277.8	1143.6	2329624	884420.7	2026294	5.5
Jun-68	228.1	1261.6	1080.5	2294172	877199.9	1986682	5.5
May-68	233	1275.9	918.1	2261757	870356	1948834	5.5
Apr-68	230.9	1271.1	1101.6	2233296	863133.7	1909283	5.5
Mar-68	228.2	1261.8	1182.1	2200249	856205.3	1871149	5.5
Feb-68	212.5	1199.4	1143.6	2163603	849130.3	1832034	5.6
Jan-68	221.5	1221	924.6	2130439	842968.3	1797251	5.5
Dec-67	233.8	970	904.8	2101777	836101.5	1759400	4.1
Nov-67	241.5	984.6	900.2	2073727	828855	1729331	4.1
Oct-67	224.1	935.6	783.5	2046721	821609.9	1699792	4.2
Sep-67	246.2	994.5	1066.2	2022433	814661.4	1670789	4
Aug-67	240	1022.9	1061	1990448	807275.3	1640955	4.3
Jul-67	244.3	1002.6	882.6	1957558	799835.9	1609245	4.1
Jun-67	249.6	1007	1029.2	1930196	792262.8	1578163	4
May-67	255.7	1034.3	1121.1	1899321	784775.7	1547953	4
Apr-67	252	1014.3	977.2	1864566	776848.9	1515888	4
Mar-67	263.4	1032.3	948.8	1835251	769287.9	1485459	3.9
Feb-67	257.9	1018.9	972.7	1805838	761122.3	1453457	4
Jan-67	257.2	1014	911	1778602	753900.1	1424928	3.9
Dec-66	252.5	1332	1045.6	1750361	745926.6	1393495	5.3
Nov-66	263.6	1360.9	992.6	1717947	738098.9	1352204	5.2
Oct-66	257.5	1334.5	1223.7	1688169	730190.1	1311377	5.2
Sep-66	250	1314.9	1384.9	1650236	722208.8	1270007	5.3
Aug-66	232.6	1345.7	1393.4	1608690	714707.6	1230559	5.8
Jul-66	223.9	1284.6	1322.7	1565494	707495.7	1188843	5.7
Jun-66	230.6	1316.2	1362.7	1524489	700554	1149020	5.7
May-66	222.5	1311	1375.4	1483607	693637.4	1109534	5.9
Apr-66	203.6	1264.3	1409.8	1440968	686738.9	1068894	6.2
Mar-66	197.1	1262.6	1392.6	1398673	680631.7	1030966	6.4
Feb-66	161	1241.9	1338.6	1355502	674522.1	991826.8	7.7
Jan-66	145.4	1230.5	1465	1318021	670014.5	957054.3	8.5
Dec-65	118.4	349.5	1440.4	1272608	665505.7	918907.8	3
Nov-65	103.6	328.5	1059.8	1227956	661836.2	908074	3.2
Oct-65	106.3	314.6	581.6	1196162	658727.8	898218.1	3
Sep-65	121.9	250.8	413.9	1178132	655432.5	888466.4	2.1
Aug-65	121.7	302.6	458.7	1165714	651775.3	880943.5	2.5
Jul-65	126	212.2	360.9	1151494	648003.4	871562.8	1.7
Jun-65	128.5	256.2	344.6	1140305	644097.9	864984	2
May-65	125.4	258.5	327.4	1129967	640243.2	857297.2	2.1
Apr-65	134.1	264.9	316.8	1119818	636356.6	849283.3	2
Mar-65	131.1	269.1	314.8	1110315	632334.7	841334.8	2.1
Feb-65	127.9	271.2	313	1100557	628271.3	832993	2.1
Jan-65	141.4	278.7	330.7	1091794	624689.5	825398.2	2
Dec-64	145.1	286.5	326.4	1081541	620307.3	816759.1	2
Nov-64	139.3	284.8	329	1071422	615810.1	807877.4	2
Oct-64	142.8	282.3	352.5	1061551	611629.9	799334.5	2

Sep-64	144.9	291	364.3	1050623	607203.3	790582.1	2
Aug-64	146.5	299.6	376.7	1039696	602855.7	781852.9	2
Jul-64	139.7	279.7	374.8	1028019	598315.3	772565.1	2
Jun-64	130.6	267.9	337.3	1016401	593983.1	763895.2	2.1
May-64	111.9	245.9	302.1	1006282	590064.7	755858.1	2.2
Apr-64	115.2	251.1	291.8	996915.9	586596.1	748235.9	2.2
Mar-64	113.1	242.3	286.3	988162	583140.6	740701.5	2.1
Feb-64	114.9	241.4	285.6	979287.1	579634.1	733191	2.1
Jan-64	111.2	243.2	287.1	971004.9	576300.9	726190.2	2.2
Dec-63	116.7	239.7	292.3	962105.7	572852.5	718650.1	2.1
Nov-63	117.9	243.8	307.1	953043.3	569233.6	711219	2.1
Oct-63	120.2	273.8	338.1	943831.5	565695.2	703904	2.3
Sep-63	124	250.1	329.5	933349.8	561967.5	695414.9	2
Aug-63	120.2	250.8	312.7	923464.3	558247.6	687911.9	2.1
Jul-63	119.7	236.7	334.5	913770	554522.3	680137.9	2
Jun-63	119.6	244	337.4	903400.5	550810.9	672799.1	2
May-63	122.5	251.8	321.3	893279.2	547223.1	665478.6	2.1
Apr-63	126.4	250.2	320.8	883318	543424.7	657671.9	2
Mar-63	124.6	250.5	305.6	873694.5	539633.2	650167.4	2
Feb-63	114.9	238.2	289.1	864220	535771.2	642402	2.1
Jan-63	122.8	256.5	309.8	856124.3	532554.5	635733.3	2.1
Dec-62	127.9	267.3	329.4	846521.2	528749.1	627781.5	2.1
Nov-62	131.5	260.9	349	836310.3	524785	619495.1	2
Oct-62	127.3	254.8	359.3	825839.4	520839.4	611667.6	2
Sep-62	131.8	258.6	358.8	814702.6	516893.3	603768.4	2
Aug-62	135.8	263.8	356.9	803939	512939.2	596009	1.9
Jul-62	136.9	265.7	388.1	792874.8	508730	587831.5	1.9
Jun-62	131.2	249.1	372.6	780843.5	504485.4	579594.1	1.9
May-62	128	231	345.5	769666.5	500550.5	572120.2	1.8
Apr-62	134.6	235	343	758955.2	496583.9	564960.4	1.7
Mar-62	137.1	232.3	325.8	748665	492547	557910.7	1.7
Feb-62	135.9	234.2	335.2	738566.7	488298.3	550709	1.7
Jan-62	139.6	229.4	337.8	729180.9	484493	544151.6	1.6
Dec-61	141.6	233.9	354.4	718708.5	480166.7	537040.2	1.7
Nov-61	144.8	222.7	374.9	707722.6	475776.5	529789.6	1.5
Oct-61	148.8	223.8	387.3	696475.6	471432.7	523109.8	1.5
Sep-61	154.6	241.5	392.2	684469.5	466819.9	516170.5	1.6
Aug-61	161.1	242.7	409.3	672703.6	462183	508925.6	1.5
Jul-61	159.4	241.1	400.2	660015.1	457189.5	501403	1.5
Jun-61	150.4	246.8	384.1	647609.7	452247.7	493927.5	1.6
May-61	152.5	251.9	381.1	636086.4	447735.2	486523	1.7
Apr-61	150.8	250.6	383.3	624272.9	443008.5	478714.8	1.7
Mar-61	155.1	251.7	399.5	612774.9	438485.3	471195.6	1.6
Feb-61	156.2	252	388.8	600390	433675.8	463392.7	1.6
Jan-61	149.8	249.7	380.5	589503.3	429302.3	456336.3	1.7
Dec-60	155.4	263.9	387.4	577708.2	424660	448594.8	1.7
Nov-60	153.1	273.6	387.5	565699.8	419842.9	440415.3	1.8
Oct-60	154.2	265.4	372.3	554076.1	415251.4	432207.8	1.7
Sep-60	158.9	273.7	352.8	542534.1	410470.4	423980.5	1.7

Aug-60	156.3	265.8	333.5	531949.6	405703.8	415769.2	1.7
Jul-60	152.8	263.5	308.7	521611.3	400859.9	407528	1.7
Jun-60	156.2	252.3	298.9	512040.2	396122.3	399359.1	1.6
May-60	148.1	229.7	278.1	503074.1	391435.7	391790.4	1.6
Apr-60	142.2	226.5	245.8	494454.5	386844.1	384668.3	1.6
Mar-60	152.9	238.5	254.9	487080.8	382579	377872.5	1.6
Feb-60	155.9	243.7	266.2	479177.7	377838.6	370478.2	1.6
Jan-60	156.6	252.9	283.3	471457.8	373318.4	363411.5	1.6
Dec-59	162.9	260.7	320.7	462674.6	368465.2	355571.3	1.6
Nov-59	162.8	265.5	389.3	452733.4	363415.4	347489.4	1.6
Oct-59	149.1	217.8	306.6	441053.8	358532.1	339523.6	1.5
Sep-59	177.5	252	327.6	431548.6	353908.7	332770.6	1.4
Aug-59	183.6	265.8	364.5	421719.8	348583	325211.6	1.4
Jul-59	170.6	250.3	337.5	410420.7	342891	316970.9	1.5
Jun-59	162.7	232.7	297.3	399958.4	337603.1	309212.2	1.4
May-59	162.2	237.8	318.6	391038.5	332722.6	302232	1.5
Apr-59	163.1	241.9	272.9	381161.7	327694	294858.7	1.5
Mar-59	170.1	239.2	271.1	372975	322801	287603.1	1.4
Feb-59	172	235.1	259.6	364570.1	317529.4	280186.7	1.4
Jan-59	169.8	229.2	237.6	357301.7	312714.4	273604.7	1.3
Dec-58	169.5	217.1	230.9	349936.1	307450.1	266498.7	1.3
Nov-58	172.6	224.3	243.2	342776.7	302195.8	259770	1.3
Oct-58	174	229.1	188.4	335480.3	297018.2	253041.9	1.3
Sep-58	181.4	257.9	293.1	329638.8	291623.5	245941.3	1.4
Aug-58	178.5	259.8	285.8	320844.3	286181.9	238202.9	1.5
Jul-58	190.5	251.4	295.8	311983.5	280647.1	230150.1	1.3
Jun-58	194.2	266.6	285.4	302812.7	274741.3	222357.9	1.4
May-58	189.1	257.8	296	294251.2	268914.8	214359.7	1.4
Apr-58	190	273.6	308.8	285074.9	263054.1	206367.7	1.4
Mar-58	199	282.6	296.3	275811	257355.5	198159.2	1.4
Feb-58	198.1	279	290.3	266624.7	251187.6	189397.6	1.4
Jan-58	197.6	278.7	298.6	258495.3	245641.3	181586.6	1.4
Dec-57	206.3	292.5	302.6	249238.7	239514.2	172945.4	1.4
Nov-57	214.8	310.1	384.8	239856.8	233117.8	163877.8	1.4
Oct-57	211.2	300.6	451.5	228313.7	226672.8	154575.1	1.4
Sep-57	202.6	290	469.9	214316.5	220124.4	145255.1	1.4
Aug-57	210.4	308.8	457.4	200219.2	214045	136554.3	1.5
Jul-57	215.9	302.2	491.4	186041	207522.8	126982	1.4
Jun-57	202.4	270.5	392.9	170806.4	200828.6	117613	1.3
May-57	192.6	242.5	328.4	159019.9	194757	109497.7	1.3
Apr-57	200.9	230.4	238.6	148840.2	188786.9	101980.7	1.1
Mar-57	193.7	223.6	329.9	141681.5	182760.4	95068.1	1.2
Feb-57	177.5	206.6	328.9	131455.3	176755.2	88136.5	1.2
Jan-57	168.4	184.5	290.1	122246.2	171784.4	82353.1	1.1
Dec-56	193.4	198	325.1	113253	166562.5	76632.6	1
Nov-56	199.2	187.2	336.2	103175.5	160567.6	70494.2	0.9
Oct-56	217.4	204.1	369.6	93090.2	154593	64879.7	0.9
Sep-56	225.5	185.9	334.6	81631.7	147855	58551.5	0.8
Aug-56	238.8	169.2	365.8	71595.2	141089.9	52973.6	0.7

Jul-56	206.2	146.6	351.5	60256.6	133688.4	47727.1	0.7
Jun-56	184	136.9	325.6	49360.5	127295.2	43181.3	0.7
May-56	180	120	251.5	39592	121776.2	39073.1	0.7
Apr-56	188.2	107.9	165.4	31796.8	116197	35351.7	0.6
Mar-56	209.1	108.9	238.8	26835	110551.2	32114	0.5
Feb-56	205.4	101.8	206.6	19433.7	104069.6	28737.2	0.5
Jan-56	187	82.1	184.7	13442.8	98112	25786.3	0.4
Dec-55	186.1	66.3	161.5	7718	92316.5	23240.9	0.4
Nov-55	203.6	65.2	90.4	2710.7	86547.3	21186.3	0.3
Oct-55	235.8	81.8	0	0	80438.9	19230	0.3
Sep-55	245.2	70	0	0	73127.7	16694.5	0.3
Aug-55	248.1	62.4	0	0	65773.1	14593.8	0.3
Jul-55	266.6	68.9	0	0	58080.6	12658	0.3
Jun-55	261.6	63.8	0	0	49814.5	10521.4	0.2
May-55	203.4	40.2	0	0	41965.8	8608.2	0.2
Apr-55	165.4	36.3	0	0	35661	7362.5	0.2
Mar-55	185.2	30.7	0	0	30699.5	6272.9	0.2
Feb-55	154.9	30.5	0	0	24957.3	5320.8	0.2
Jan-55	146.4	26.7	0	0	20619.1	4467	0.2
Dec-54	133.4	28.9	0	0	16082.2	3640.5	0.2
Nov-54	112.1	19.1	0	0	11947.8	2744	0.2
Oct-54	83.4	14.7	0	0	8584.3	2169.9	0.2
Sep-54	57.7	6.4	0	0	5998.1	1713.3	0.1
Aug-54	49.1	6.5	0	0	4267.2	1520.2	0.1
Jul-54	34.4	7.9	0	0	2746.2	1318.7	0.2
Jun-54	15.2	9.9	0	0	1679.4	1075	0.7
May-54	12.8	6.6	0	0	1224.7	776.5	0.5
Apr-54	15	19.1	0	0	827.8	572	1.3
Mar-54	5.2	0	0	0	376.7	0.2	0
Feb-54	4.3	0	0	0	215	0	0
Jan-54	3.1	0	0	0	95.7	0	0

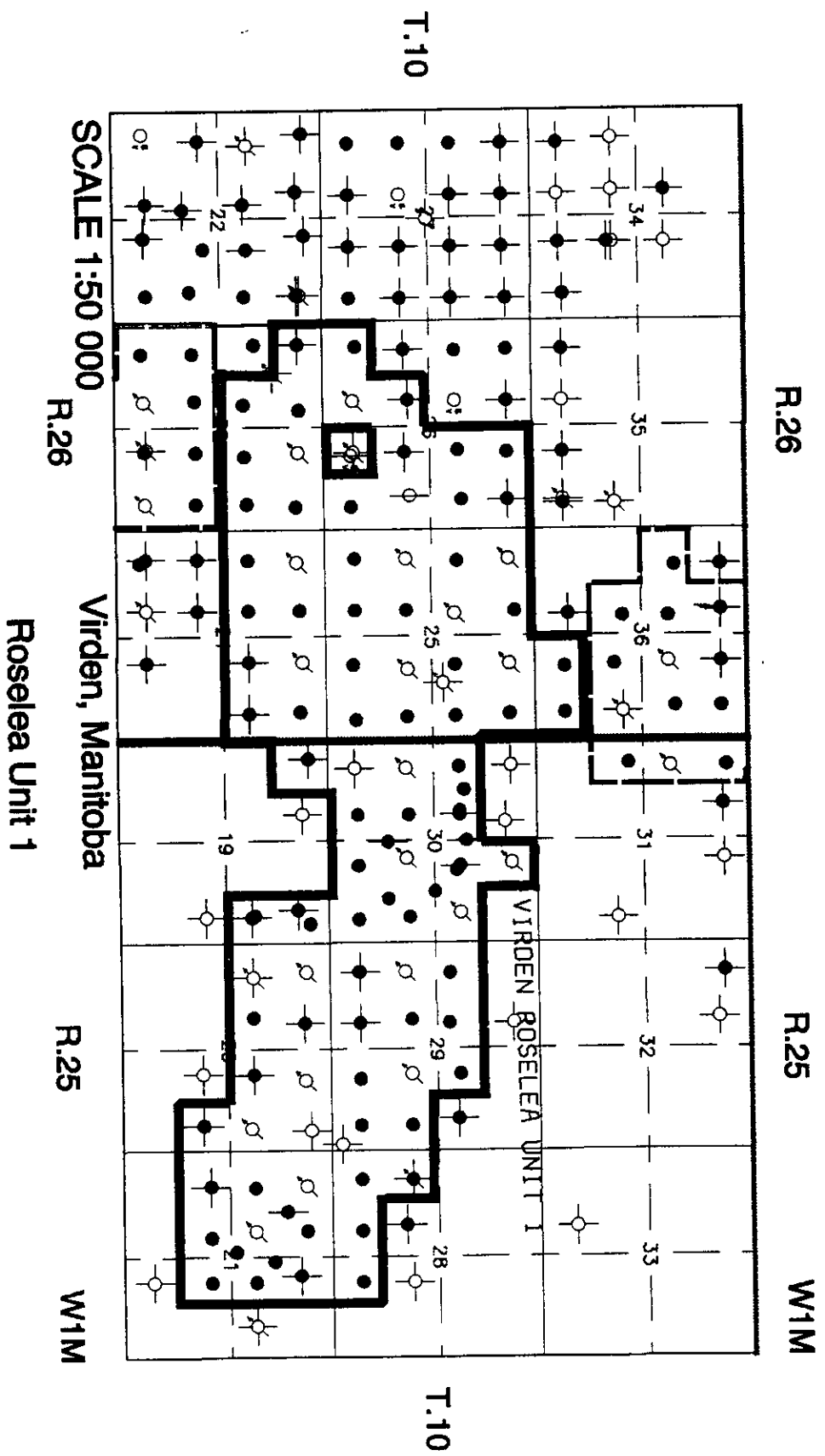
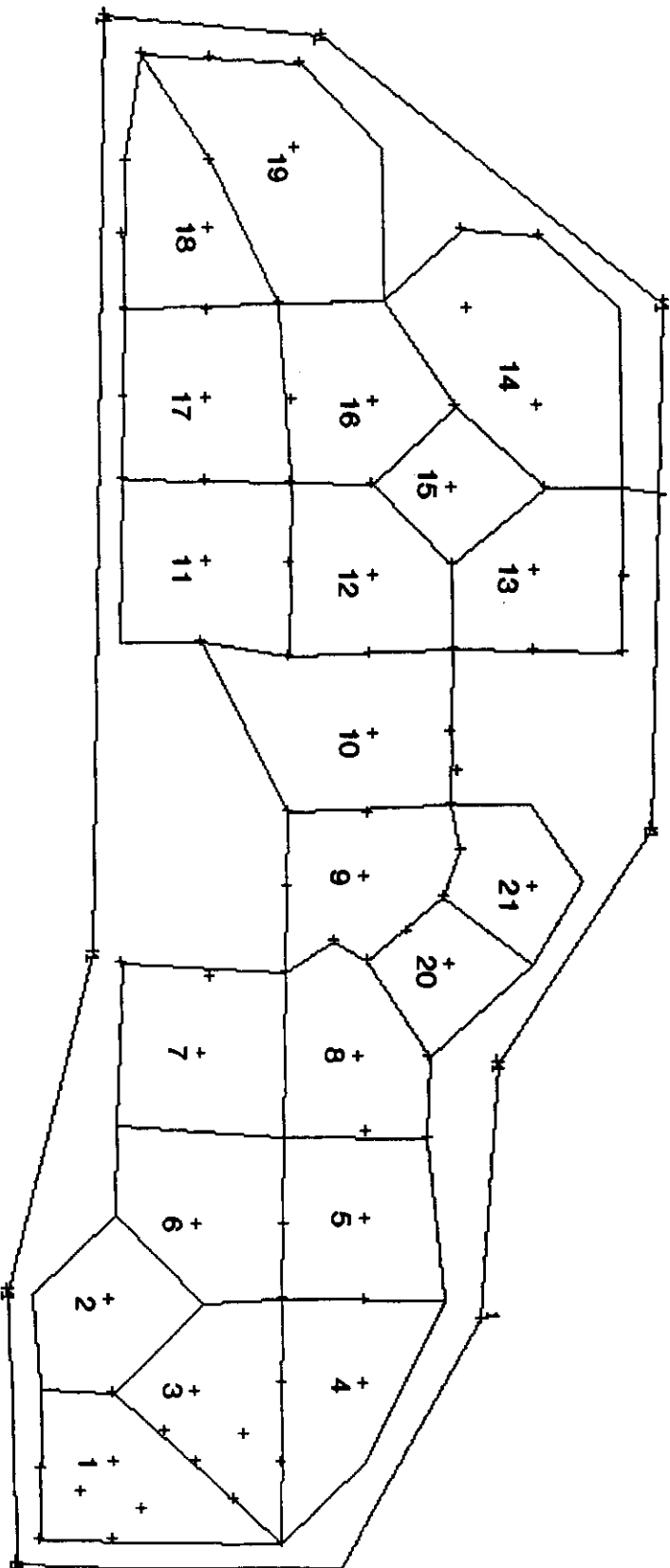


FIGURE 1

XTUBE		PAT_DEFN		VRU 1 PROD 9404 TO 2010 DRI	
ROTATION	ACTIVE	MODE	NO	NODES	NO
ANGLE	CELLS	BPACING	X	Y	NODES
-1.52	3632.00	59.87	312.00	45.00	4370.50
ACTIVE	ACTIVE	X-Y TO FT	NUMBER	NET FLOW	
ACRES	ACRES	RATIO	WELLS	OPD	
4370.50	83.00	3.20		0.00	

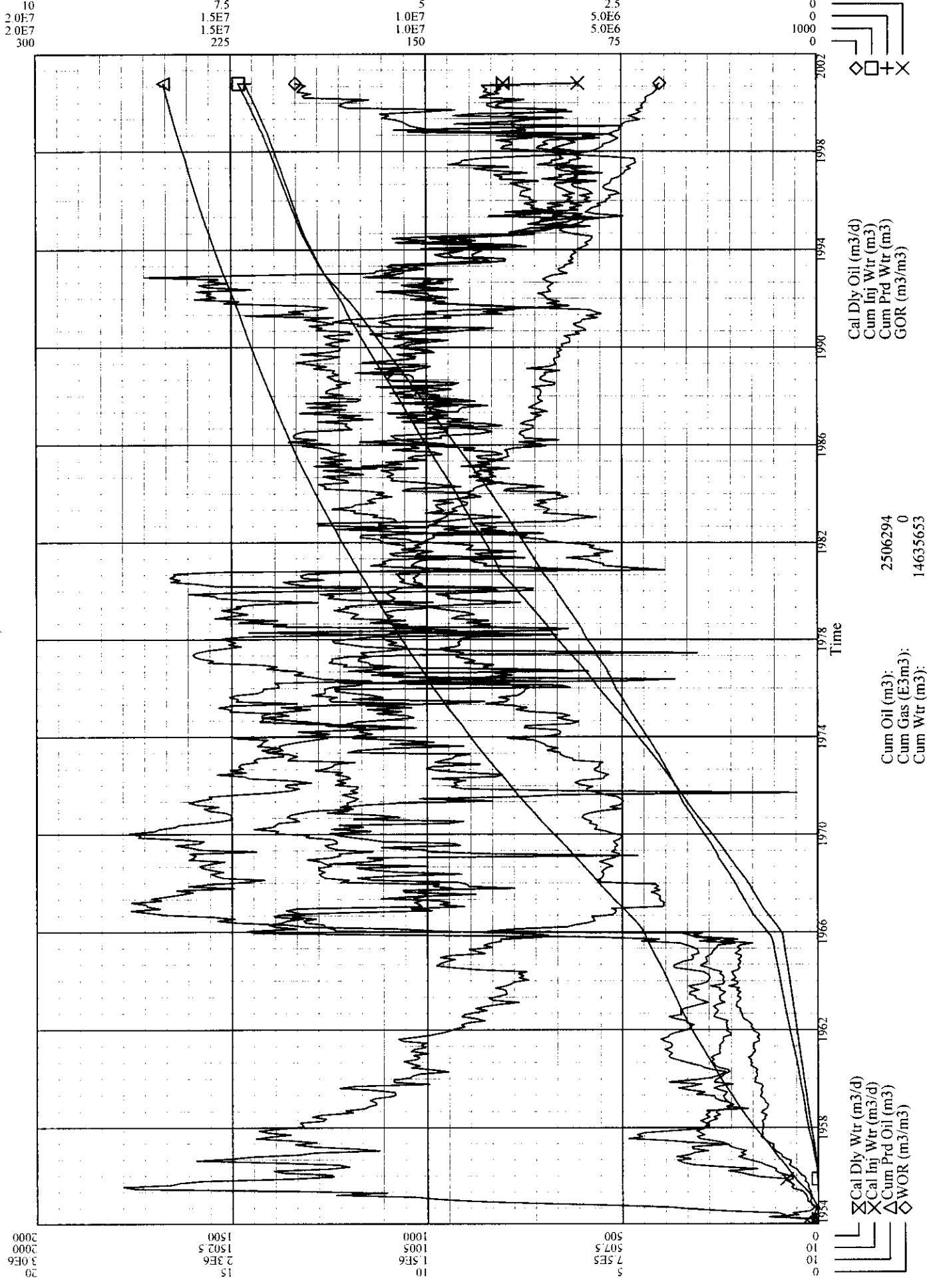
VRU 1 PROD 9404 TO 2010 DRILL 1994 INFILL WELLS
 + PRODUCERS & CONVERSIONS TO MIN
 FILE:PRT-DEFN



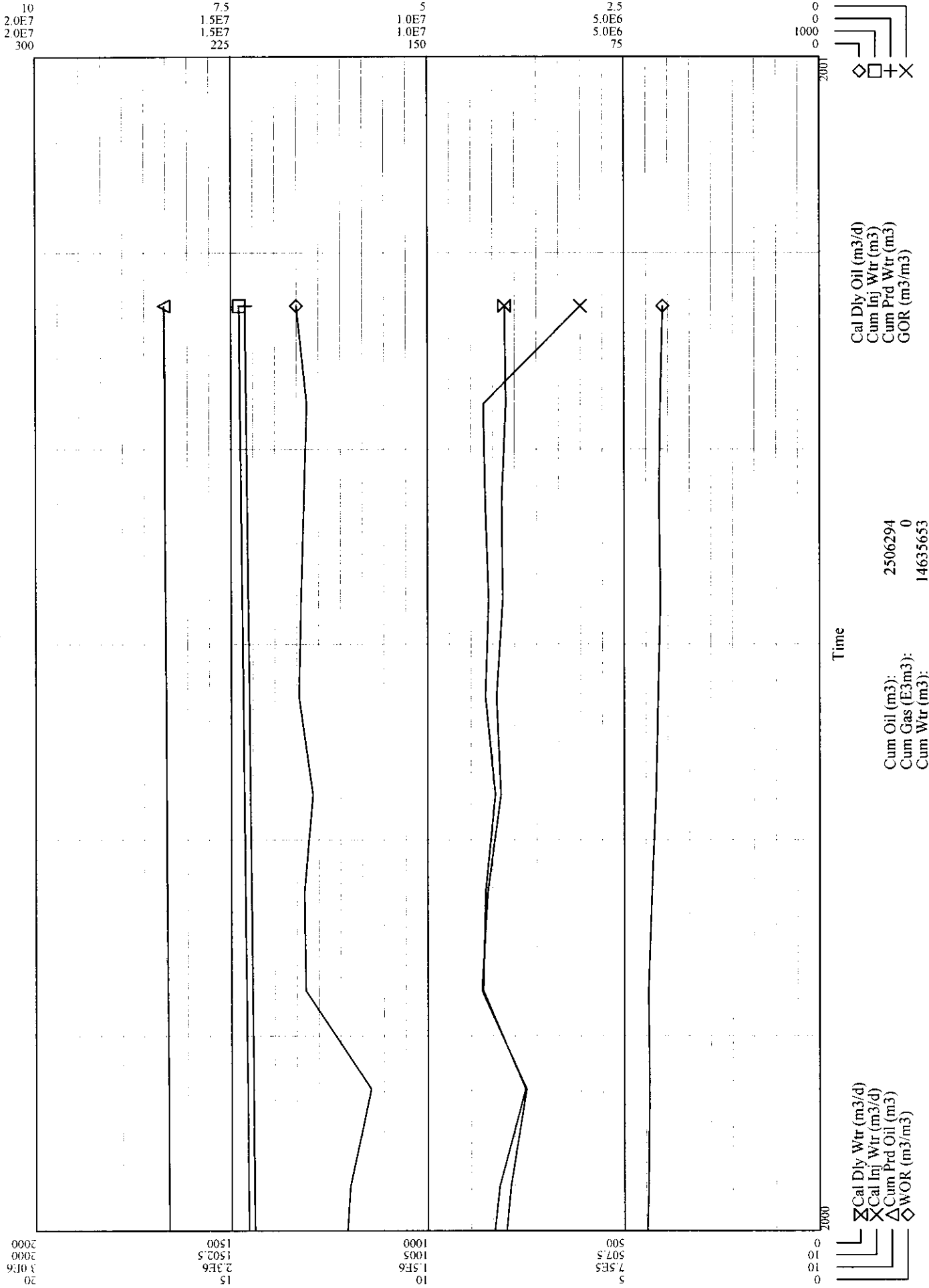
Virden Roselea Unit No. 1
 Pattern Definition

FIGURE 2

rose1.wls
March 2, 2001



rose1.wls
March 2, 2001



Battery: VR1 0129 | 100012901025W100

Well: VR1 0229 | 100022901025W100

Tests Required: 3

Prod. Date	Test Hours	Fluid	BSW %	Oil		Water		Sand Cut	Sand		Gas		RM
				Vol.	Rate	Vol.	Rate		Vol.	Rate	Vol.	Rate	
2000-Sep-15	24.00	4.74	90.63	.44	.0183	4.30	.1792	.00	.00	.0000	.01	.0004	

Well: VR1 0328 | 100032801025W100

Tests Required: 3

Prod. Date	Test Hours	Fluid	BSW %	Oil		Water		Sand Cut	Sand		Gas		RM
				Vol.	Rate	Vol.	Rate		Vol.	Rate	Vol.	Rate	
2000-Aug-27	24.00	3.86	87.03	.50	.0208	3.36	.1400	.00	.00	.0000	.01	.0004	

Well: VR1 0328A | 1A0032801025W100

Tests Required: 3

Prod. Date	Test Hours	Fluid	BSW %	Oil		Water		Sand Cut	Sand		Gas		RM
				Vol.	Rate	Vol.	Rate		Vol.	Rate	Vol.	Rate	
2000-Aug-27	24.00	3.97	81.31	.74	.0308	3.23	.1346	.00	.00	.0000	.01	.0004	

Well: VR1 0328B | 1B0032801025W100

Tests Required: 3

Prod. Date	Test Hours	Fluid	BSW %	Oil		Water		Sand Cut	Sand		Gas		RM
				Vol.	Rate	Vol.	Rate		Vol.	Rate	Vol.	Rate	
2000-Sep-04	24.00	5.96	82.24	1.06	.0442	4.90	.2042	.00	.00	.0000	.02	.0008	

Well: VR1 0428 | 100042801025W100

Tests Required: 3

Prod. Date	Test Hours	Fluid	BSW %	Oil		Water		Sand Cut	Sand		Gas		RM
				Vol.	Rate	Vol.	Rate		Vol.	Rate	Vol.	Rate	
2000-Aug-27	24.00	9.08	90.46	.87	.0363	8.21	.3421	.00	.00	.0000	.01	.0004	

Well: VR1 0621 | 100062101025W100

Tests Required: 3

Prod. Date	Test Hours	Fluid	BSW %	Oil		Water		Sand Cut	Sand		Gas		RM
				Vol.	Rate	Vol.	Rate		Vol.	Rate	Vol.	Rate	
2000-Sep-03	24.00	15.50	95.82	.65	.0271	14.85	.6188	.00	.00	.0000	.01	.0004	

Well: VR1 0629 | 100062901025W100

Tests Required: 3

Prod. Date	Test Hours	Fluid	BSW %	Oil		Water		Sand Cut	Sand		Gas		RM
				Vol.	Rate	Vol.	Rate		Vol.	Rate	Vol.	Rate	
2000-Sep-15	24.00	9.28	91.62	.78	.0325	8.50	.3542	.00	.00	.0000	.01	.0004	

Well: VR1 0721 | 100072101025W100

Tests Required: 3

Prod. Date	Test Hours	Fluid	BSW %	Oil		Water		Sand Cut	Sand		Gas		RM
				Vol.	Rate	Vol.	Rate		Vol.	Rate	Vol.	Rate	
2000-Sep-03	24.00	7.01	97.66	.16	.0067	6.85	.2854	.00	.00	.0000	.00	.0000	

Well: VR1 0829 | 100082901025W100

Tests Required: 3

Prod. Date	Test Hours	Fluid	BSW %	Oil		Water		Sand Cut	Sand		Gas		RM
				Vol.	Rate	Vol.	Rate		Vol.	Rate	Vol.	Rate	
2000-Sep-29	24.00	11.94	95.51	.54	.0225	11.40	.4750	.00	.00	.0000	.01	.0004	

Well: VR1 1021 | 100102101025W100

Tests Required: 3

Prod. Date	Test Hours	Fluid	BSW %	Oil		Water		Sand Cut	Sand		Gas		RM
				Vol.	Rate	Vol.	Rate		Vol.	Rate	Vol.	Rate	
2000-Sep-03	24.00	2.58	85.86	.36	.0150	2.22	.0925	.00	.00	.0000	.01	.0004	

Well: VR1 1021C | 1C0102101025W100

Tests Required: 3

Prod. Date	Test Hours	Fluid	BSW %	Oil		Water		Sand Cut	Sand		Gas		RM
				Vol.	Rate	Vol.	Rate		Vol.	Rate	Vol.	Rate	
2000-Sep-03	24.00	.73	62.50	.27	.0113	.46	.0192	.00	.00	.0000	.00	.0000	

Well: VR1 1121A | 1A0112101025W100

Tests Required: 3

Prod. Date	Test Hours	Fluid	BSW %	Oil		Water		Sand Cut	Sand		Gas		RM
				Vol.	Rate	Vol.	Rate		Vol.	Rate	Vol.	Rate	
2000-Sep-03	24.00	.96	78.43	.21	.0088	.75	.0313	.00	.00	.0000	.00	.0000	

Well: VR1 1129 | 100112901025W100

Tests Required: 3

Prod. Date	Test Hours	Fluid	BSW %	Oil		Water		Sand Cut	Sand		Gas		RM
				Vol.	Rate	Vol.	Rate		Vol.	Rate	Vol.	Rate	
2000-Sep-15	24.00	2.01	80.10	.40	.0167	1.61	.0671	.00	.00	.0000	.01	.0004	

Report Date : 2001-Mar-02 @ 11:57:42 am

from : 2000-Jan-01 to : 2000-Dec-31

Battery: VR1 0129 | 100012901025W100

Well: VR1 1229 | 100122901025W100

Tests Required: 3

Prod. Date	Test Hours	Fluid	BSW %	Oil		Water		Sand Cut	Sand		Gas		RM
				Vol.	Rate	Vol.	Rate		Vol.	Rate	Vol.	Rate	
2000-Sep-15	24.00	4.68	94.92	.24	.0100	4.44	.1850	.00	.00	.0000	.00	.0000	

Well: VR1 1421 | 100142101025W100

Tests Required: 3

Prod. Date	Test Hours	Fluid	BSW %	Oil		Water		Sand Cut	Sand		Gas		RM
				Vol.	Rate	Vol.	Rate		Vol.	Rate	Vol.	Rate	
2000-Aug-27	24.00	27.52	95.08	1.35	.0563	26.17	1.0904	.00	.00	.0000	.02	.0008	

Well: VR1 0129 | 100012901025W100

Tests Required: 3

Prod. Date	Test Hours	Fluid	BSW %	Oil		Water		Sand Cut	Sand		Gas		RM
				Vol.	Rate	Vol.	Rate		Vol.	Rate	Vol.	Rate	
2000-Sep-04	24.00	7.11	92.23	.55	.0229	6.56	.2733	.00	.00	.0000	.01	.0004	

Report Date : 2001-Mar-02 @ 11:57:42 am

from : 2000-Jan-01 to : 2000-Dec-31

Battery: VR1 0425 | 100042501026W100

Well: VR1 0126 | 100012601026W100

Tests Required: 3

Prod. Date	Test Hours	Fluid	BSW %	Oil		Water		Sand Cut	Sand		Gas		RM
				Vol.	Rate	Vol.	Rate		Vol.	Rate	Vol.	Rate	
2000-May-26	24.00	3.79	93.05	.26	.0108	3.53	.1471	.00	.00	.0000	.00	.0000	
2000-Sep-29	24.00	16.33	98.89	.18	.0075	16.15	.6729	.00	.00	.0000	.00	.0000	

Well: VR1 0225 | 100022501026W100

Tests Required: 3

Prod. Date	Test Hours	Fluid	BSW %	Oil		Water		Sand Cut	Sand		Gas		RM
				Vol.	Rate	Vol.	Rate		Vol.	Rate	Vol.	Rate	
2000-May-26	24.00	17.00	85.11	2.53	.1054	14.47	.6029	.00	.00	.0000	.04	.0017	

Well: VR1 0325 | 100032501026W100

Tests Required: 3

Prod. Date	Test Hours	Fluid	BSW %	Oil		Water		Sand Cut	Sand		Gas		RM
				Vol.	Rate	Vol.	Rate		Vol.	Rate	Vol.	Rate	
2000-May-10	24.00	14.19	88.00	1.70	.0708	12.49	.5204	.00	.00	.0000	.03	.0013	
2000-May-26	24.00	14.19	88.13	1.68	.0700	12.51	.5213	.00	.00	.0000	.03	.0013	

Well: VR1 0425 | 100042501026W100

Tests Required: 3

Prod. Date	Test Hours	Fluid	BSW %	Oil		Water		Sand Cut	Sand		Gas		RM
				Vol.	Rate	Vol.	Rate		Vol.	Rate	Vol.	Rate	
2000-May-10	24.00	24.13	98.00	.48	.0200	23.65	.9854	.00	.00	.0000	.01	.0004	
2000-May-26	24.00	24.13	97.85	.52	.0217	23.61	.9838	.00	.00	.0000	.01	.0004	
2000-Oct-15	24.00	27.79	98.07	.54	.0225	27.25	1.1354	.00	.00	.0000	.01	.0004	

Well: VR1 1023 | 100102301026W100

Tests Required: 3

Prod. Date	Test Hours	Fluid	BSW %	Oil		Water		Sand Cut	Sand		Gas		RM
				Vol.	Rate	Vol.	Rate		Vol.	Rate	Vol.	Rate	
2000-May-26	24.00	21.10	94.60	1.14	.0475	19.96	.8317	.00	.00	.0000	.02	.0008	
2000-Oct-15	24.00	22.51	94.65	1.20	.0500	21.31	.8879	.00	.00	.0000	.02	.0008	

Well: VR1 1123 | 100112301026W100

Tests Required: 3

Prod. Date	Test Hours	Fluid	BSW %	Oil		Water		Sand Cut	Sand		Gas		RM
				Vol.	Rate	Vol.	Rate		Vol.	Rate	Vol.	Rate	
2000-May-26	24.00	12.13	85.25	1.79	.0746	10.34	.4308	.00	.00	.0000	.03	.0013	
2000-Sep-29	24.00	13.86	91.14	1.23	.0513	12.63	.5263	.00	.00	.0000	.02	.0008	

Well: VR1 1124 | 100112401026W100

Tests Required: 3

Prod. Date	Test Hours	Fluid	BSW %	Oil		Water		Sand Cut	Sand		Gas		RM
				Vol.	Rate	Vol.	Rate		Vol.	Rate	Vol.	Rate	
2000-May-26	24.00	3.52	89.80	.36	.0150	3.16	.1317	.00	.00	.0000	.01	.0004	
2000-Oct-15	24.00	2.72	84.66	.42	.0175	2.30	.0958	.00	.00	.0000	.01	.0004	

Well: VR1 1223 | 100122301026W100

Tests Required: 3

Prod. Date	Test Hours	Fluid	BSW %	Oil		Water		Sand Cut	Sand		Gas		RM
				Vol.	Rate	Vol.	Rate		Vol.	Rate	Vol.	Rate	
2000-May-26	24.00	120.65	91.38	10.40	.4333	110.25	4.5938	.00	.00	.0000	.17	.0071	

Well: VR1 1224 | 100122401026W100

Tests Required: 3

Prod. Date	Test Hours	Fluid	BSW %	Oil		Water		Sand Cut	Sand		Gas		RM
				Vol.	Rate	Vol.	Rate		Vol.	Rate	Vol.	Rate	
2000-May-26	24.00	3.14	86.46	.43	.0179	2.71	.1129	.00	.00	.0000	.01	.0004	
2000-Oct-15	24.00	2.51	74.00	.65	.0271	1.86	.0775	.00	.00	.0000	.01	.0004	

Well: VR1 1225 | 100122501026W100

Tests Required: 3

Prod. Date	Test Hours	Fluid	BSW %	Oil		Water		Sand Cut	Sand		Gas		RM
				Vol.	Rate	Vol.	Rate		Vol.	Rate	Vol.	Rate	
2000-May-11	24.00	2.56	76.00	.61	.0254	1.95	.0813	.00	.00	.0000	.01	.0004	
2000-May-26	24.00	2.56	75.96	.62	.0258	1.94	.0808	.00	.00	.0000	.01	.0004	

Well: VR1 1323 | 100132301026W100

Tests Required: 3

Prod. Date	Test Hours	Fluid	BSW %	Oil		Water		Sand Cut	Sand		Gas		RM
				Vol.	Rate	Vol.	Rate		Vol.	Rate	Vol.	Rate	
2000-May-26	24.00	1.51	87.08	.20	.0083	1.31	.0546	.00	.00	.0000	.00	.0000	

Report Date : 2001-Mar-02 @ 11:57:42 am

from : 2000-Jan-01 to : 2000-Dec-31

Battery: VR1 0425 | 100042501026W100

Well: VR1 1423 | 100142301026W100

Tests Required: 3

Prod. Date	Test Hours	Fluid	BSW %	Oil		Water		Sand Cut	Sand		Gas		RM
				Vol.	Rate	Vol.	Rate		Vol.	Rate	Vol.	Rate	
2000-May-26	24.00	12.46	95.92	.51	.0213	11.95	.4979	.00	.00	.0000	.01	.0004	
2000-Sep-29	24.00	12.44	96.53	.43	.0179	12.01	.5004	.00	.00	.0000	.01	.0004	

Well: VR1 1424 | 100142401026W100

Tests Required: 3

Prod. Date	Test Hours	Fluid	BSW %	Oil		Water		Sand Cut	Sand		Gas		RM
				Vol.	Rate	Vol.	Rate		Vol.	Rate	Vol.	Rate	
2000-May-11	24.00	9.24	89.00	1.02	.0425	8.22	.3425	.00	.00	.0000	.02	.0008	
2000-May-26	24.00	9.24	88.88	1.03	.0429	8.21	.3421	.00	.00	.0000	.02	.0008	

Well: VR1 1623 | 100162301026W100

Tests Required: 3

Prod. Date	Test Hours	Fluid	BSW %	Oil		Water		Sand Cut	Sand		Gas		RM
				Vol.	Rate	Vol.	Rate		Vol.	Rate	Vol.	Rate	
2000-May-26	24.00	10.07	97.01	.30	.0125	9.77	.4071	.00	.00	.0000	.00	.0000	
2000-Sep-29	24.00	10.45	99.02	.10	.0042	10.35	.4312	.00	.00	.0000	.00	.0000	

Well: VR1 1624 | 100162401026W100

Tests Required: 3

Prod. Date	Test Hours	Fluid	BSW %	Oil		Water		Sand Cut	Sand		Gas		RM
				Vol.	Rate	Vol.	Rate		Vol.	Rate	Vol.	Rate	
2000-May-11	24.00	18.56	96.00	.74	.0308	17.82	.7425	.00	.00	.0000	.01	.0004	
2000-May-26	24.00	18.56	96.00	.74	.0308	17.82	.7425	.00	.00	.0000	.01	.0004	

Well: VR1 0125 | 100012501026W100

Tests Required: 3

Prod. Date	Test Hours	Fluid	BSW %	Oil		Water		Sand Cut	Sand		Gas		RM
				Vol.	Rate	Vol.	Rate		Vol.	Rate	Vol.	Rate	
2000-May-26	24.00	29.87	90.00	2.99	.1246	26.88	1.1200	.00	.00	.0000	.05	.0021	

Report Date : 2001-Mar-02 @ 11:57:42 am

from : 2000-Jan-01 to : 2000-Dec-31

Battery: VR1 1025 | 100102501026W100

Well: VR1 0136 | 100013601026W100

Tests Required: 3

Prod. Date	Test Hours	Fluid	BSW %	Oil		Water		Sand Cut	Sand		Gas		RM
				Vol.	Rate	Vol.	Rate		Vol.	Rate	Vol.	Rate	
2000-Mar-30	24.00	4.50	95.09	.22	.0092	4.28	.1783	.00	.00	.0000	.00	.0000	

Well: VR1 0230 | 100023001025W100

Tests Required: 3

Prod. Date	Test Hours	Fluid	BSW %	Oil		Water		Sand Cut	Sand		Gas		RM
				Vol.	Rate	Vol.	Rate		Vol.	Rate	Vol.	Rate	
2000-Jun-28	24.00	10.37	81.03	1.97	.0821	8.40	.3500	.00	.00	.0000	.03	.0013	
2000-Sep-29	24.00	10.34	83.81	1.67	.0696	8.67	.3613	.00	.00	.0000	.03	.0013	

Well: VR1 0236 | 100023601026W100

Tests Required: 3

Prod. Date	Test Hours	Fluid	BSW %	Oil		Water		Sand Cut	Sand		Gas		RM
				Vol.	Rate	Vol.	Rate		Vol.	Rate	Vol.	Rate	
2000-Mar-30	24.00	14.18	95.87	.59	.0246	13.59	.5663	.00	.00	.0000	.01	.0004	

Well: VR1 0330 | 100033001025W100

Tests Required: 3

Prod. Date	Test Hours	Fluid	BSW %	Oil		Water		Sand Cut	Sand		Gas		RM
				Vol.	Rate	Vol.	Rate		Vol.	Rate	Vol.	Rate	
2000-Jun-28	24.00	7.83	82.77	1.35	.0563	6.48	.2700	.00	.00	.0000	.02	.0008	
2000-Sep-29	24.00	8.63	78.18	1.88	.0783	6.75	.2813	.00	.00	.0000	.03	.0013	

Well: VR1 0630 | 100063001025W100

Tests Required: 3

Prod. Date	Test Hours	Fluid	BSW %	Oil		Water		Sand Cut	Sand		Gas		RM
				Vol.	Rate	Vol.	Rate		Vol.	Rate	Vol.	Rate	
2000-Jul-08	24.00	27.74	86.11	3.85	.1604	23.89	.9954	.00	.00	.0000	.06	.0025	
2000-Sep-29	24.00	26.98	92.05	2.14	.0892	24.84	1.0350	.00	.00	.0000	.03	.0013	

Well: VR1 0825 | 100082501026W100

Tests Required: 3

Prod. Date	Test Hours	Fluid	BSW %	Oil		Water		Sand Cut	Sand		Gas		RM
				Vol.	Rate	Vol.	Rate		Vol.	Rate	Vol.	Rate	
2000-Apr-20	24.00	49.89	94.90	2.54	.1058	47.35	1.9729	.00	.00	.0000	.04	.0017	

Well: VR1 0826 | 100082601026W100

Tests Required: 3

Prod. Date	Test Hours	Fluid	BSW %	Oil		Water		Sand Cut	Sand		Gas		RM
				Vol.	Rate	Vol.	Rate		Vol.	Rate	Vol.	Rate	
2000-Mar-21	24.00	189.71	98.83	2.22	.0925	187.49	7.8121	.00	.00	.0000	.04	.0017	

Well: VR1 0830C1 | 1C0083001025W100

Tests Required: 3

Prod. Date	Test Hours	Fluid	BSW %	Oil		Water		Sand Cut	Sand		Gas		RM
				Vol.	Rate	Vol.	Rate		Vol.	Rate	Vol.	Rate	
2000-Jul-08	24.00	3.68	94.58	.20	.0083	3.48	.1450	.00	.00	.0000	.00	.0000	

Well: VR1 0919A | 102091901025W100

Tests Required: 3

Prod. Date	Test Hours	Fluid	BSW %	Oil		Water		Sand Cut	Sand		Gas		RM
				Vol.	Rate	Vol.	Rate		Vol.	Rate	Vol.	Rate	
2000-Jun-28	24.00	8.80	95.86	.36	.0150	8.44	.3517	.00	.00	.0000	.01	.0004	
2000-Sep-29	24.00	9.57	95.74	.41	.0171	9.16	.3817	.00	.00	.0000	.01	.0004	

Well: VR1 0925 | 100092501026W100

Tests Required: 3

Prod. Date	Test Hours	Fluid	BSW %	Oil		Water		Sand Cut	Sand		Gas		RM
				Vol.	Rate	Vol.	Rate		Vol.	Rate	Vol.	Rate	
2000-Apr-20	24.00	25.82	91.89	2.09	.0871	23.73	.9888	.00	.00	.0000	.03	.0013	

Well: VR1 0926 | 100092601026W100

Tests Required: 3

Prod. Date	Test Hours	Fluid	BSW %	Oil		Water		Sand Cut	Sand		Gas		RM
				Vol.	Rate	Vol.	Rate		Vol.	Rate	Vol.	Rate	
2000-Apr-10	24.00	42.16	95.22	2.02	.0842	40.14	1.6725	.00	.00	.0000	.03	.0013	

Well: VR1 1025 | 100102501026W100

Tests Required: 3

Prod. Date	Test Hours	Fluid	BSW %	Oil		Water		Sand Cut	Sand		Gas		RM
				Vol.	Rate	Vol.	Rate		Vol.	Rate	Vol.	Rate	
2000-Apr-20	24.00	7.24	81.00	1.38	.0575	5.86	.2442	.00	.00	.0000	.02	.0008	

Report Date : 2001-Mar-02 @ 11:57:42 am

from : 2000-Jan-01 to : 2000-Dec-31

Battery: VR1 1025 | 100102501026W100

Well: VR1 1025D | 103102501026W100

Tests Required: 3

Prod. Date	Test Hours	Fluid	BSW %	Oil		Water		Sand Cut	Sand		Gas		RM
				Vol.	Rate	Vol.	Rate		Vol.	Rate	Vol.	Rate	
2000-Jul-08	24.00	22.34	71.88	6.28	.2617	16.06	.6692	.00	.00	.0000	.13	.0054	

Well: VR1 1026 | 100102601026W100

Tests Required: 3

Prod. Date	Test Hours	Fluid	BSW %	Oil		Water		Sand Cut	Sand		Gas		RM
				Vol.	Rate	Vol.	Rate		Vol.	Rate	Vol.	Rate	
2000-Apr-20	24.00	106.01	98.13	1.98	.0825	104.03	4.3346	.00	.00	.0000	.03	.0013	

Well: VR1 1030 | 100103001025W100

Tests Required: 3

Prod. Date	Test Hours	Fluid	BSW %	Oil		Water		Sand Cut	Sand		Gas		RM
				Vol.	Rate	Vol.	Rate		Vol.	Rate	Vol.	Rate	
2000-Jul-08	24.00	11.51	80.93	2.19	.0913	9.32	.3883	.00	.00	.0000	.04	.0017	
2000-Oct-15	24.00	12.72	78.38	2.75	.1146	9.97	.4154	.00	.00	.0000	.04	.0017	

Well: VR1 1030C1 | 1C0103001025W100

Tests Required: 3

Prod. Date	Test Hours	Fluid	BSW %	Oil		Water		Sand Cut	Sand		Gas		RM
				Vol.	Rate	Vol.	Rate		Vol.	Rate	Vol.	Rate	
2000-Jul-08	24.00	7.20	37.01	4.54	.1892	2.66	.1108	.00	.00	.0000	.07	.0029	

Well: VR1 1130 | 100113001025W100

Tests Required: 3

Prod. Date	Test Hours	Fluid	BSW %	Oil		Water		Sand Cut	Sand		Gas		RM
				Vol.	Rate	Vol.	Rate		Vol.	Rate	Vol.	Rate	
2000-Jul-08	24.00	9.59	48.68	4.92	.2050	4.67	.1946	.00	.00	.0000	.08	.0033	
2000-Oct-15	24.00	11.06	50.33	5.49	.2288	5.57	.2321	.00	.00	.0000	.09	.0038	

Well: VR1 1230 | 100123001025W100

Tests Required: 3

Prod. Date	Test Hours	Fluid	BSW %	Oil		Water		Sand Cut	Sand		Gas		RM
				Vol.	Rate	Vol.	Rate		Vol.	Rate	Vol.	Rate	
2000-May-26	24.00	21.82	99.00	.22	.0092	21.60	.9000	.00	.00	.0000	.00	.0000	

Well: VR1 1425 | 100142501026W100

Tests Required: 3

Prod. Date	Test Hours	Fluid	BSW %	Oil		Water		Sand Cut	Sand		Gas		RM
				Vol.	Rate	Vol.	Rate		Vol.	Rate	Vol.	Rate	
2000-Mar-30	24.00	8.73	87.55	1.09	.0454	7.64	.3183	.00	.00	.0000	.02	.0008	
2000-Jul-26	24.00	11.96	81.84	2.17	.0904	9.79	.4079	.00	.00	.0000	.03	.0013	

Well: VR1 1526 | 100152601026W100

Tests Required: 3

Prod. Date	Test Hours	Fluid	BSW %	Oil		Water		Sand Cut	Sand		Gas		RM
				Vol.	Rate	Vol.	Rate		Vol.	Rate	Vol.	Rate	
2000-Jul-26	24.00	1.39	8.14	1.28	.0533	.11	.0046	.00	.00	.0000	.02	.0008	
2000-Aug-27	24.00	1.70	21.57	1.33	.0554	.37	.0154	.00	.00	.0000	.02	.0008	

Well: VR1 1625 | 100162501026W100

Tests Required: 3

Prod. Date	Test Hours	Fluid	BSW %	Oil		Water		Sand Cut	Sand		Gas		RM
				Vol.	Rate	Vol.	Rate		Vol.	Rate	Vol.	Rate	
2000-Jul-26	24.00	4.09	81.84	.74	.0308	3.35	.1396	.00	.00	.0000	.01	.0004	

Well: VR1 0130 | 100013001025W100

Tests Required: 3

Prod. Date	Test Hours	Fluid	BSW %	Oil		Water		Sand Cut	Sand		Gas		RM
				Vol.	Rate	Vol.	Rate		Vol.	Rate	Vol.	Rate	
2000-Oct-15	24.00	8.51	90.26	.83	.0346	7.68	.3200	.00	.00	.0000	.01	.0004	

The wellhead injection pressure for each injection well are as follows;

Rogalea #1 (n) wells supplied by 10-25 & 1-29 plants								
Date meters are read:		00-02-29						
Number	Well	Tb'g Press		Hourly	Allocation		Pro-rated	Remarks
		kPa		Rate		Factor	m3	
1	9-20			0		0	0	Shut-in
2	13-20			0		0	0	Abandoned
3	15-20			0		0	0	Shut-in
4	13-21			1.5		0.0397878	819	
5	11-21			1		0.0265252	546	
6	15-23			2.4		0.0636605	1311	
7	13-24			2.2		0.0583554	1201	
8	15-24			1.6		0.0424403	874	
9	5-25			2.8		0.0742706	1529	
10	7-25			2.2		0.0583554	1201	
11	11-25			1.3		0.0344828	710	
12	13-25			4.3		0.1140584	2348	
13	15-25			1.9		0.0503979	1037	
14	3-26			0.4		0.0106101	218	
15	5-28			0.4		0.0106101	218	
16	5-29			2.5		0.066313	1365	
17	7-29			1.4		0.0371353	764	
18	5-30			8.6		0.2281167	4696	
19	7-30			1.1		0.0291777	601	
20	9-30			0.8		0.0212202	437	
21	15-30			1.3		0.0344828	710	
				37.7	Total		20586	
Pump		Hours	m3/hr					

Roselea #1 Inj wells supplied by 10-25 & 1-29 plants

info.				
Pump # 1.0	0	21.82		0
Pump # 2.0	588	16.86		9913.68
Pump # 3.0	498	16.19		8062.62
1-29 Pump	425	6.14		2609.5

20585.
8

No pressure surveys were taken in 2000 in Roselea#1.

Well servicing activities in Roselea Unit#1 are summarized in the following table;

Field	Well	Job Type
VR#1	13-20-10-25	ABAND
VR#1	13-20-10-25	Abandonment
VR#1	4-25-10-26	PC
VR#1	6-25-10-26	Suspend